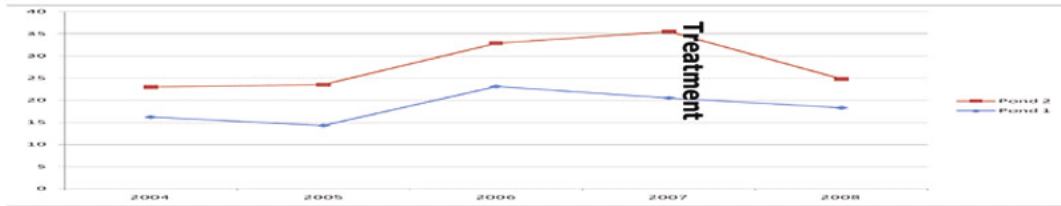


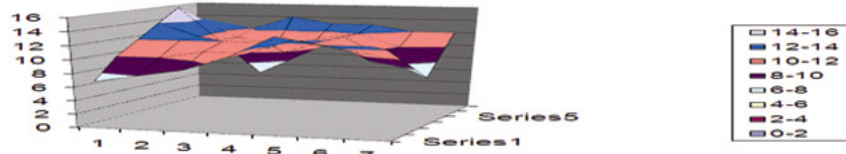
# ProBiotic Dredging™ Sludge Removal



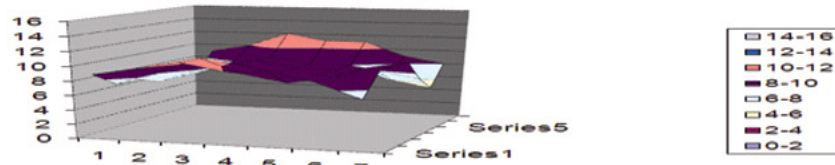
## Cody 1YR. Sludge Removal

Cell# 1                      10.7%  
 Cell# 2                      56.8%

Vista West HOA Lagoon Sludge Profile, June 6, 2008



Vista West HOA Lagoon Sludge Profile, September 11, 2008




## Vista West Sludge Removal 21.3% Reduction - 90 Days

Sludge Judging                      Data 03-07 to 06-07

Lagoon #1	NE	Mid	SE	Center	NW	Mid	SW
3/16/2007	12"	18"	30"	18"	42"	18"	24"
6/12/2007	18"	12"	5"	18"	24"	18"	12"
Average Reduction: 7.71"							
Lagoon #2	NE	Mid	SE	Center	NW	Mid	SW
3/16/2007	0"	42"	42"	42"	50"	42"	48"
6/12/2007	18"	5"	0"	12"	0"	18"	18"
Average Reduction: 25.7"							
Lagoon #3	NE	Mid	SE	Center	NW	Mid	SW
3/16/2007	0"	5"	5"	12"	35"	18"	0"
6/12/2007	0"	5"	0"	5"	18"	0"	0"
Average Reduction: 6.85"							

## Refinery Sludge Removal 3 Ft Reduction in 90 Days



## Laurel Hurst Sludge Removal 1 to 3 Inches per Month